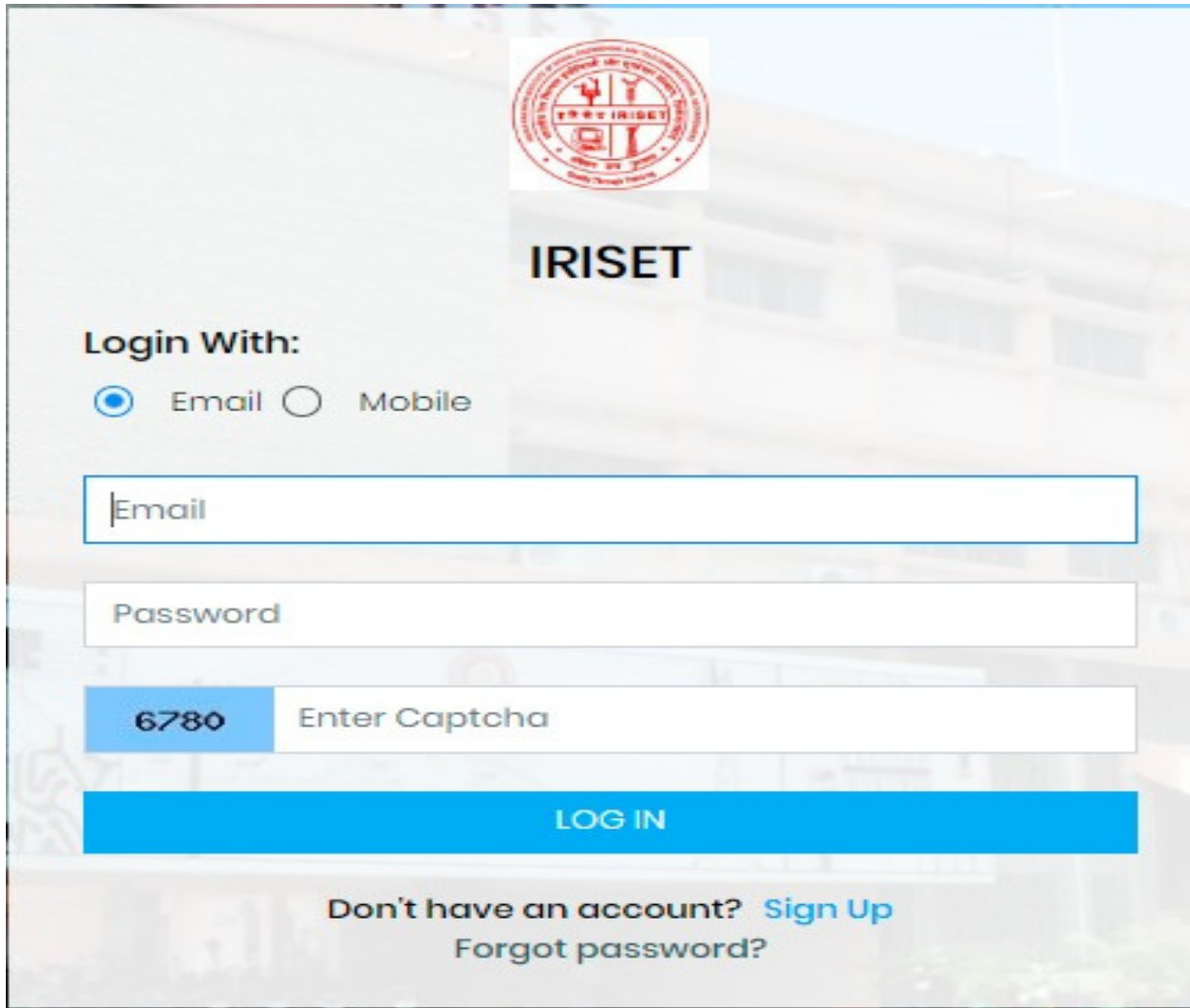



Registration Process, Data Feeding and Updating

➤ Visit <https://www.iriset.in/zone>

A new page will open as shown above. In this page, click on “SIGN UP” for new registration.



The image shows a login page for IRISET. At the top center is the IRISET logo, a red circular emblem with a book and a lamp, surrounded by text in Telugu. Below the logo is the text "IRISET". Underneath is the "Login With:" section, featuring two radio buttons: "Email" (selected) and "Mobile". Below this are three input fields: "Email", "Password", and a Captcha field. The Captcha field contains the number "6780" and the text "Enter Captcha". A blue "LOG IN" button is positioned below the input fields. At the bottom, there are links for "Don't have an account? Sign Up" and "Forgot password?".


IRISET

Login With:
 Email Mobile

Email

Password

6780 Enter Captcha

LOG IN

Don't have an account? [Sign Up](#)
Forgot password?

A new page will open as shown below. In this page, provide Full Name, Mobile, Email, Railway Zone, Division and click on search button.



IRISET – Registration

Full name of Official *

Mobile *

Email (use your personal email) *

Rail Zone, CTI,PU etc: * **Division/Workshop/Shed :**

Select All

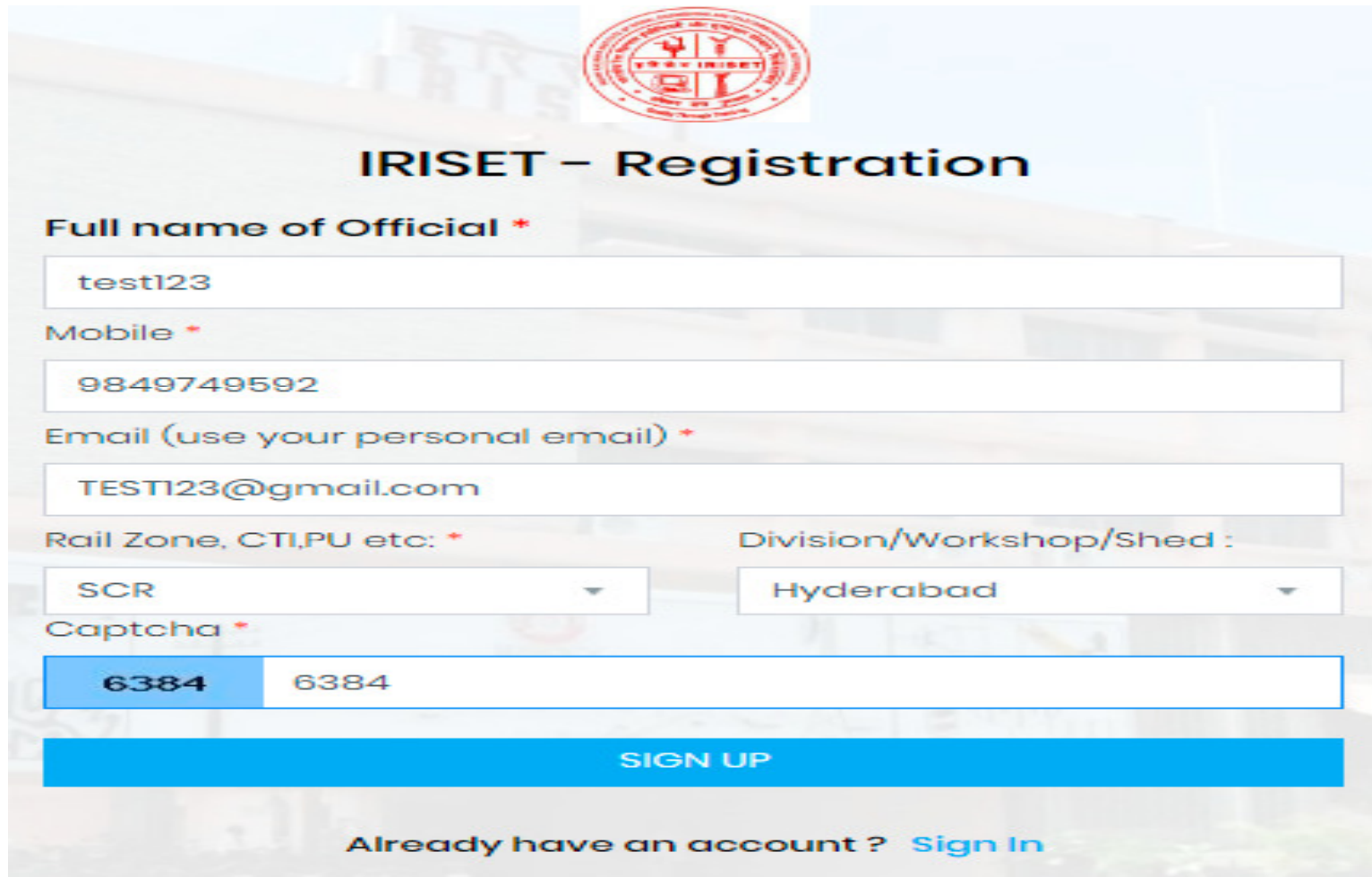
Captcha *

6384 Enter Captcha

SIGN UP

Already have an account ? [Sign In](#)

After entering the details, click on sign up



The image shows a registration form for IRISSET. At the top center is the IRISSET logo, a red circular emblem with a cross and other symbols. Below the logo is the title "IRISSET - Registration". The form contains several input fields: "Full name of Official" with the value "test123", "Mobile" with "9849749592", and "Email (use your personal email)" with "TEST123@gmail.com". There are two dropdown menus: "Rail Zone, CTI,PU etc:" with "SCR" selected, and "Division/Workshop/Shed:" with "Hyderabad" selected. A captcha field shows the number "6384" on a blue background and "6384" in a white box. At the bottom is a large blue "SIGN UP" button. Below the button is a link: "Already have an account ? [Sign In](#)".

IRISSET - Registration

Full name of Official *

test123

Mobile *

9849749592

Email (use your personal email) *

TEST123@gmail.com

Rail Zone, CTI,PU etc: * Division/Workshop/Shed :

SCR Hyderabad

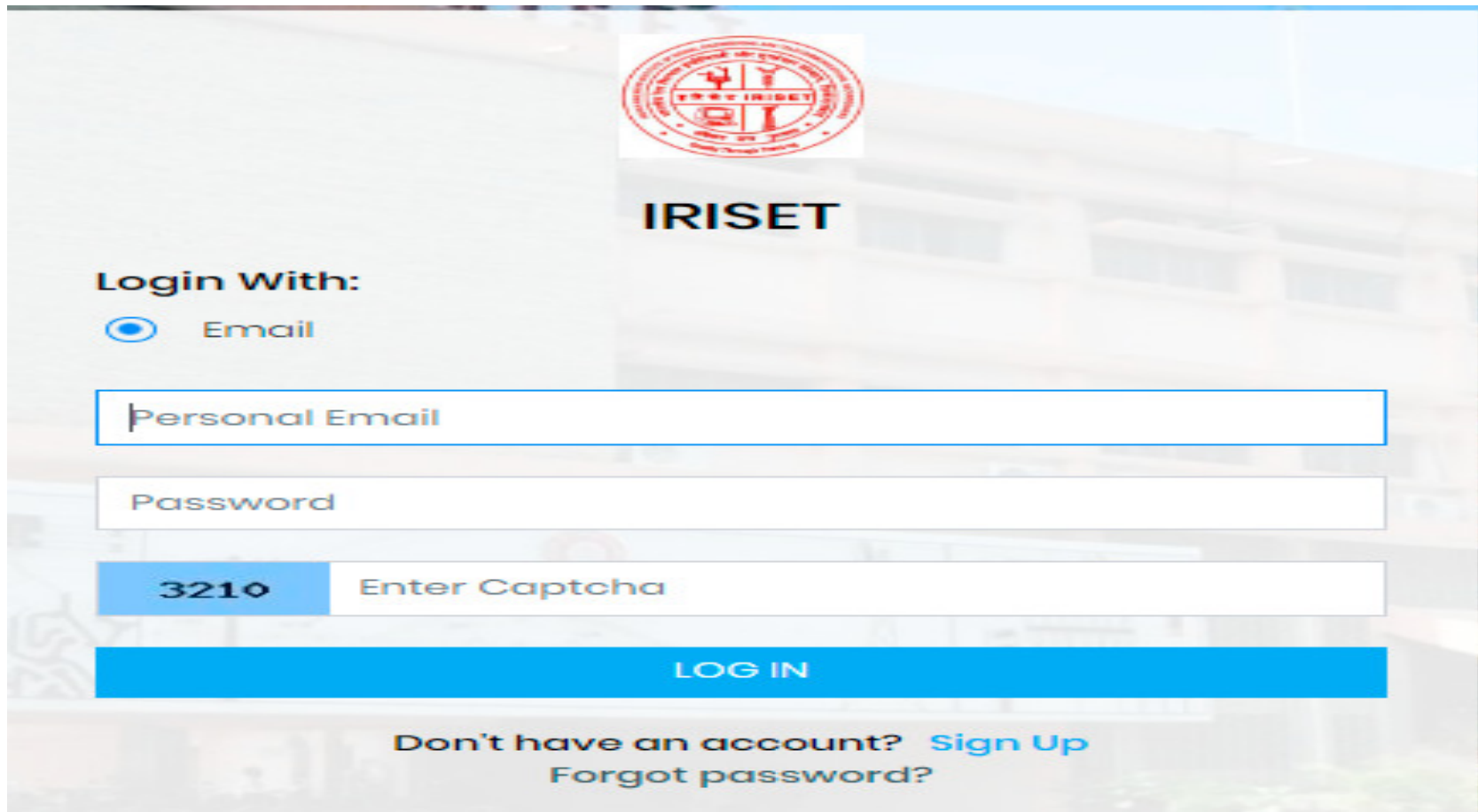
Captcha *

6384 6384


SIGN UP

Already have an account ? [Sign In](#)

**Enter email id and Password (Mobile Number),
then click on Log in button**



The image shows a login page for IRISET. At the top center is the IRISET logo, a red circular seal with a cross and text. Below the logo is the text "IRISET". Underneath is the "Login With:" section, which has a radio button selected for "Email". There are three input fields: "Personal Email", "Password", and "Enter Captcha". The "Enter Captcha" field has a blue box on the left containing the number "3210". Below the input fields is a large blue "LOG IN" button. At the bottom, there are links for "Don't have an account? Sign Up" and "Forgot password?".


IRISET

Login With:

Email

Personal Email

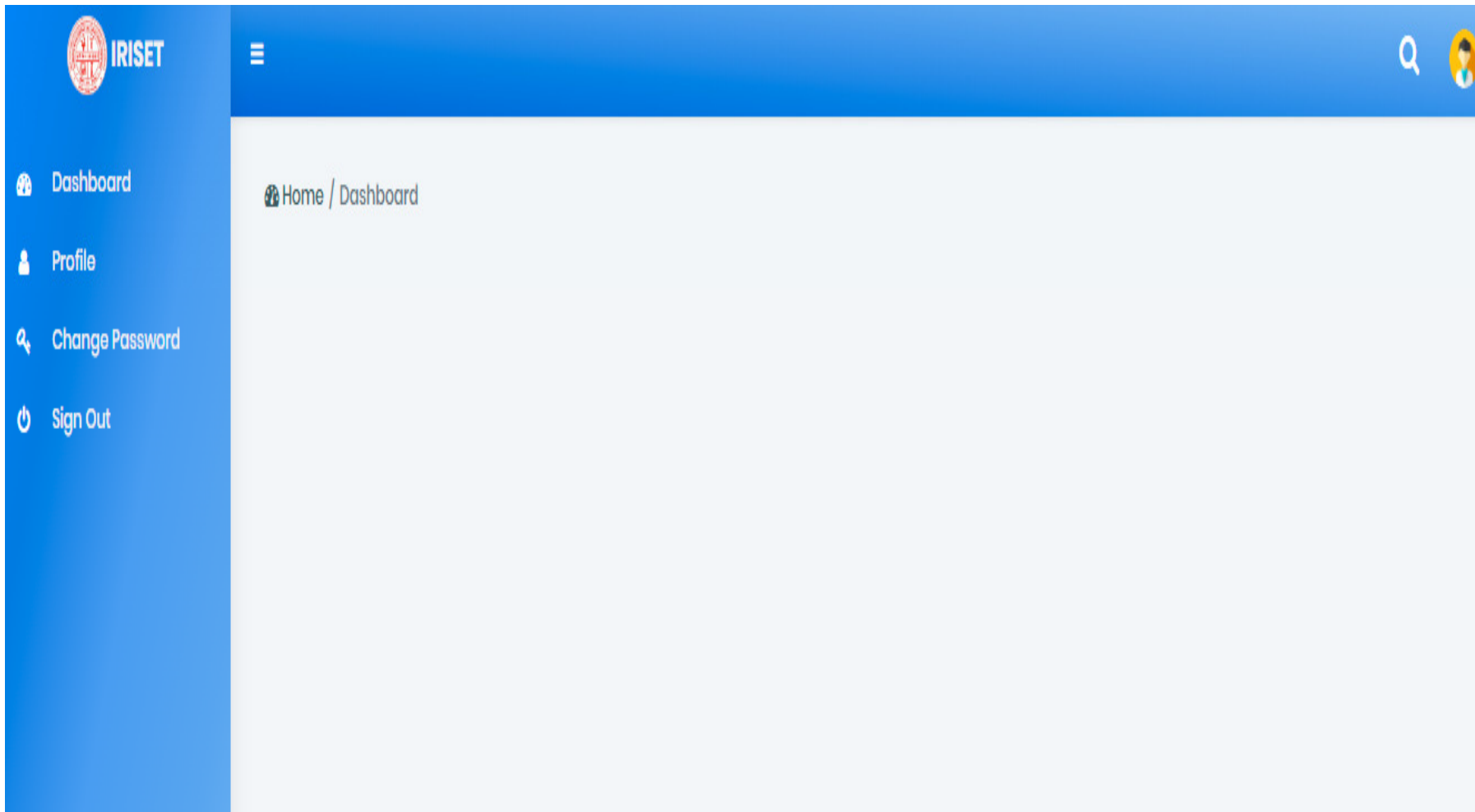
Password

3210 Enter Captcha

LOG IN

Don't have an account? [Sign Up](#)
Forgot password?

After login with email id and password (Mobile number), following screen will appear



After approval of the admin , your screen will showed below ,with Two menus i.e., Telephone ex DB list and Telephone Ex DB Report

The screenshot displays the IRISSET web application interface. On the left, a blue sidebar contains the IRISSET logo and a navigation menu with the following items: Dashboard, Profile, TelePh Exchange DB (with a right-pointing arrow), Change Password, and Sign Out. The main content area has a blue header with a hamburger menu icon. Below the header, the breadcrumb 'Home / Dashboard' is visible. Two prominent buttons are shown: a purple button with a telephone icon labeled 'TelePh Ex. DB List' and a blue button with a document icon labeled 'TelePh Ex. DB Report'.

Click on Telephone Ex DB list , enter the Details of the cards

[Home](#) / Telephone Exchange Database Add


| | | |
|----------------------------------|--|--------------------------------|
| Rail Zone, CTI,PU etc: * | Division/Workshop/Shed: * | Make * |
| <input type="text" value="SCR"/> | <input type="text" value="Hyderabad"/> | <input type="text"/> |
| Model: * | Version: * | Date of Release |
| <input type="text"/> | <input type="text"/> | <input type="text" value="📅"/> |
| Date of Installation | Card Type: * | Sub Card Type: |
| <input type="text" value="📅"/> | <input type="text"/> | <input type="text"/> |
| Card Name: * | Quantity: * | |
| <input type="text"/> | <input type="text"/> | |
| Remarks: | <input type="text"/> | |

You can edit the Database entered by you by click on the edit button

+ Add

Show 10 rows Copy CSV Excel PDF Print

Search:

| Sr.no | Division | Make | Model | Version | Date Of Release | Card Type | Card Name | Qty | Action |
|-------|-----------|---------|-----------|---------|-----------------|--------------|-----------|-----|---|
| 1 | Hyderabad | SIEMENS | HIGH PATH | 4.4 | 01-06-2022 | CONTROL CARD | MCP | 4 |  |
| 2 | Hyderabad | cdot | 128 RAX | 3.3 | 01-07-2022 | POWER SUPPLY | PSU | 22 |  |

Showing 1 to 2 of 2 entries

Previous **1** Next

You can view the Database of the cards by click on the Tele Ex DB Report

Home / Telephone Exchange Database Report

Line, CTI,PU etc: Division/Workshop/Shed :*

Select All

| | | | |
|--|--|---|------------------------------------|
| <input type="checkbox"/> Line | <input type="checkbox"/> Division | <input type="checkbox"/> Make | <input type="checkbox"/> Model |
| <input type="checkbox"/> Version | <input type="checkbox"/> Date of Release | <input type="checkbox"/> Date of Installation | <input type="checkbox"/> Card Type |
| <input type="checkbox"/> Sub Card Type | <input type="checkbox"/> Card Name | <input type="checkbox"/> Quantity | <input type="checkbox"/> Remarks |
| <input type="checkbox"/> Created | | | |

For Queries contact:

1. Shri Iqbal Shaik, Instructor (9908109588)
2. Shri K. Mohana Krishna Instructor (9441240900)